

Newton Global High Yield Bond Fund

Sterling Income Share Class

FUND AIM

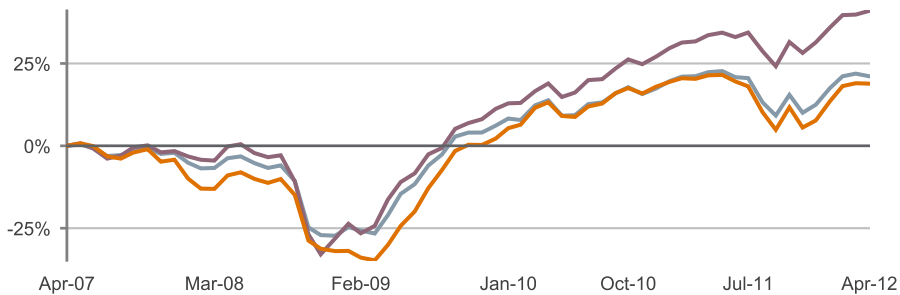
The Fund aims to achieve a high income from a globally diversified portfolio of predominantly bonds.

FUND RATINGS AND AWARDS



Fund ratings represent an opinion only and are not a recommendation to buy or sell any fund.

CUMULATIVE PERFORMANCE



18.87% Newton Global High Yield Bond GBP Inc

40.98% BofA ML Gbl HY excl Bank Cap & Jr Sub (GBP Hdgd)

21.11% IMA £ High Yield

ANNUAL PERFORMANCE TO LAST QUARTER END (%)

From	Mar 2007	Mar 2008	Mar 2009	Mar 2010	Mar 2011
To	Mar 2008	Mar 2009	Mar 2010	Mar 2011	Mar 2012
Fund	-12.10	-24.96	70.97	7.88	-1.11
Performance Reference	-3.30	-20.74	54.03	12.95	6.17
Sector	-6.18	-21.32	53.00	7.87	0.64

PERFORMANCE

	Fund (%)	Perf. Ref. (%)	Sector (%)	Rank	No. of Funds in Sector	Quartile rank
1 month	-0.11	0.83	-0.66	8	23	2
3 months	4.74	3.75	3.08	1	22	1
6 months	6.44	7.21	4.87	3	21	1
Year to date	10.38	7.29	7.67	4	22	1
1 year	-2.07	5.54	-1.02	15	21	3
3 years cumulative	70.00	68.40	53.36	5	20	1
5 years cumulative	18.87	40.98	21.11	11	17	3
3 years annualised	19.33	18.95	15.31	5	20	1
5 years annualised	3.51	7.10	3.90	11	17	3

Source for all performance: Lipper as at 30 April 2012. Total return including income net of UK tax and annual charges, but excluding initial charge. All figures are in sterling terms. The impact of the initial charge, which may be up to 4%, can be material on the performance of your investment. Performance figures including the initial charge are available upon request. Past performance is not a guide to future performance.

The value of investments and the income from them is not guaranteed and can fall as well as rise due to stock market and currency movements. When you sell your investment you may get back less than you originally invested.



BNY MELLON
ASSET MANAGEMENT

FACTSHEET FOR RETAIL CLIENTS

As at 30 April 2012

RISK AND RETURN RATING



Typical investor profile

These investors seek an income and/or capital growth from their investment and are able to accept a moderate level of risk for the potential of higher returns. They recognise that their capital is at risk and that its value may fluctuate. Medium risk & return funds can be an ideal core component of a diversified portfolio.

You should read the simplified prospectus in full to understand the features and risks associated with this fund. Information on the risks and returns associated with this investment can be found within this document or you can visit our website. For further information please visit our website www.bnymellonam.co.uk

Managed by

NEWTON
The Power of Ideas

For further information please speak with a financial adviser, alternatively you can contact us directly:

Tel: 0800 614 330 Email: clientservices@bnymellon.com

Newton Global High Yield Bond Fund Sterling Income Share Class

Outlook

Compared to the final quarter of last year, the first quarter of 2012 brought with it different market conditions. Investors regained their appetite for riskier assets, such as the debt issued by companies with a credit rating lower than BBB (sub-investment grade), while investments perceived as safer, including government bonds, performed less well.

The question remains whether this change in investor sentiment was brought about by an actual improvement in underlying economic conditions, or whether it is just a short-lasting effect stemming from the various measures implemented by authorities to boost the global banking system.

In our view, it was the consequence of the European Central Bank's operations to provide cheap, three-year loans to banks across Europe that drove investors' risk appetite. However, we expect these effects to fade over time as we are still seeing authorities seeking solutions to problems that cannot be eliminated so easily. Such an investment environment leads us to be cautious and very selective in what we choose to invest in.

Fund manager

Parmeshwar Chadha



Parmi is a fixed income fund manager and also a high yield credit analyst for the global research group. He is a chartered financial analyst (CFA) and holds a degree in economics and politics.

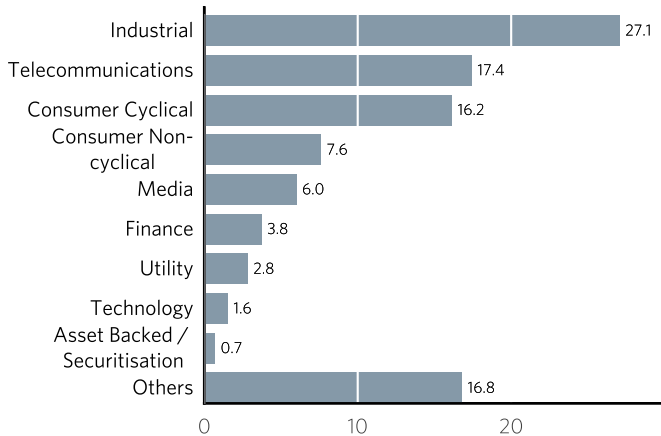
Alternate

Howard Cunningham

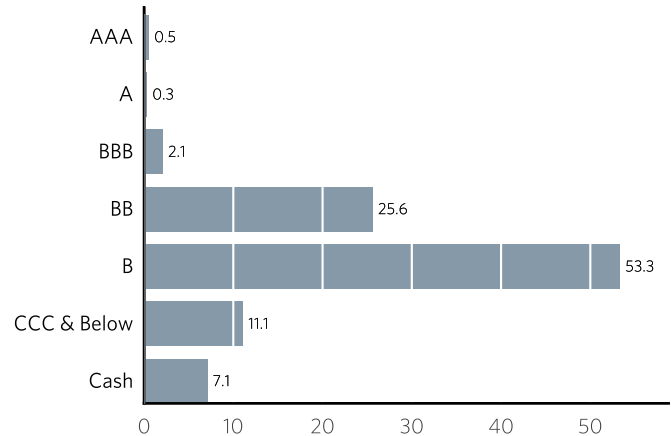
Investment manager

Newton Investment Management: Newton follows a distinct global thematic investment approach and conducts extensive proprietary research.

ASSET ALLOCATION (%)



CREDIT QUALITY (%)



TOP TEN HOLDINGS (%)

CABLE & WIRELESS	2.78
SPRINT CAP CORP	2.65
JAGUAR LAND ROVR	2.09
UNITYMEDIA	2.03
WIND ACQUISITION	1.88
INEOS GRP HLDG	1.65
ARDAGH GLASS	1.64
TAYLOR WIMPEY	1.59
TUI TRAVEL	1.56
CEMEX	1.50

Portfolio holdings are subject to change at any time without notice, are for information purposes only and should not be construed as investment recommendations.

Newton Global High Yield Bond Fund Sterling Income Share Class

IMPORTANT INFORMATION ABOUT THIS FUND

You should read the simplified prospectus in full to understand the features and risks associated with this Fund. Further information is available via our website at www.bnymellonam.co.uk

FUND SPECIFIC INFORMATION

Following the Extraordinary General Meeting of Shareholders on 28 October 2009 the proposal to change the investment objective and policy of the Fund to allow the Fund to invest globally was passed by the necessary majority of votes. To reflect the wider investment remit, the name of the Fund changed to the Newton Global High Yield Bond Fund and the Fund moved to the IMA £ High Yield Sector.

RISKS WHICH MAY AFFECT THIS INVESTMENT

- This Fund can invest in overseas securities which may also generate profits overseas and pay dividends in foreign currencies, which means the Fund is exposed to changes in currency rates. Changes in the rates of exchange may affect the value of investments.
- The Fund may invest in securities that are not traded regularly and so may not be readily converted into cash meaning these securities may be subject to more fluctuations in price.
- The Fund may invest in emerging markets. These markets have additional risks due to less developed market practices.
- The Fund may hold fixed interest securities, which are particularly affected by trends in interest rates and inflation. This may affect the capital value of your investment.
- The Fund may hold sub-investment grade bonds that typically have a low credit rating and carry a high degree of default risk, which can affect the capital value of your investment.
- In addition to EPM, the Fund uses derivatives in pursuit of its investment objectives. Using derivatives involves a higher level of risk. A small movement in the price of an underlying security may result in a disproportionately large movement in the price of the derivative.
- The Fund takes its charges from the capital of the fund. Investors should be aware that there is potential for future capital erosion if insufficient capital growth is achieved by the Fund to cover the charges. Capital erosion may result in the amount of income that can be drawn declining over time.
- The Fund may use derivatives for efficient portfolio management (EPM) purposes. EPM restricts the use of derivatives for the reduction of risk, the reduction of cost and the generation of additional capital or income with no or an acceptable low level of risk.

All these factors may affect the performance of the Fund. You should read the Simplified Prospectus in full to understand the features and risks associated with this Fund.

GLOSSARY

- **Asset/security** - Investments such as shares, bonds and derivatives are also known as securities.
- **Performance Reference** - A performance reference index is a way of expressing the performance of a specific financial market, such as a stock market, and may be suitable for assessing the performance of the fund over a given period of time.
- **Bond/fixed interest security** - A bond is a type of investment that represents a written promise to repay a debt at an agreed time and to pay an agreed rate of interest on that debt. It provides periodic payments (which may be fixed or variable) and the return of capital at maturity. Generally, because these types of assets guarantee an income and are less risky than other types of assets they offer a lower return.
- **Collective investment schemes** - An arrangement that enables a number of investors to pool their capital together and to participate in (and share the costs of) a wider range of investments than would be possible for most individual investors. Collective investment schemes include Unit Trusts or Open Ended Investment Companies (such as BNY Mellon Investment Funds).
- **Distribution yield** - Distribution yield reflects the amounts that a fund may be expected to distribute over the forthcoming twelve months as a percentage of the fund's current price as at the date shown. Distribution yield is based on a snapshot of the portfolio as at the date shown. It does not include the impact of any initial charge and investors may be subject to tax on distributions.
- **Dividend** - The distribution of part of a company's earnings to shareholders, usually twice a year in the form of a main dividend and an interim dividend.
- **Dividend income/equity income** - The income earned through an investment in company shares.
- **Hedging** - Action taken to protect the value of a portfolio against a change in market movements. It is normally used to reduce, minimise or eliminate risk, although similar techniques can also be used to enhance the investment return.
- **Net asset value (NAV)** - The market value of assets less the value of any liabilities.
- **Risk and Return rating** - Our funds are categorised on a six point scale from "Capital Preservation" to "High Risk and Return". The higher the category in which the fund is placed, the greater the potential for returns to be significantly higher or lower than expected.

For further information please speak with a financial adviser, alternatively you can contact us directly:

Tel: 0800 614 330 Email: clientservices@bnymellon.com

This fund is a Sub-Fund of BNY Mellon Investment Funds.

Investment objective

The objective of the Sub-Fund is to achieve a high yield from a globally diversified portfolio which may include but is not limited to fixed interest bonds and other debt instruments (such as floating rate notes and index-linked notes). The Sub-Fund may also invest in deposits, derivative instruments, forward transactions and collective investment schemes. At least 80% of the Sub-Fund's assets should be in Sterling denominated assets or hedged back to Sterling.

Fund details

Total net assets (million)	£ 108.09
Distribution yield (%)	7.64
Distribution yield is not indicative of future yield	
IMA sector	£ High Yield
Performance Reference	BofA ML Gbl HY excl Bank Cap & Jr Sub (GBP Hdgd)
Domicile	UK
Fund type	ICVC
Fund manager	Parmeshwar Chadha
Alternate	Howard Cunningham
Base currency	GBP
Currencies available	GBP

Share class details

Launch Date	30/07/2005
Min. investment	£ 1,000
Annual mgmt charge	1.00%
Max. initial charge	4.00%
ISIN	GB0009633073
Bloomberg	NEEHYBI LN
Sedol	0963307
Valoren	1130369
WKN	590919
Registered for sale in:	UK, AT, ES, DE

Key dates

Fund launch	02 Oct 2000
Close of financial year	30 Jun
Distributions	Monthly



Tax treatment will depend on the individual circumstances of clients and may be subject to change in the future.

UNDERSTANDING YOUR FACTSHEET

These ratings are given to funds by various independent agencies that specialise in researching funds and rating them on their Investment style and investment process, compared to funds with similar objectives. They are not an indication that the fund will achieve positive returns and are not a recommendation to buy or sell.

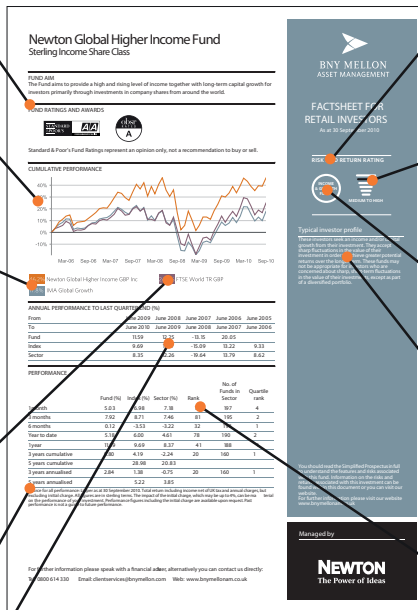
The line chart shows the fund's cumulative returns, against its benchmark and a relevant Investment Management Associations (IMA) sector average over 5 years. A cumulative return, expressed in percentage terms, is the change in value of a fund, benchmark or IMA sector average over a specific period of time - showing if the investment has gained or lost value over time.

There are many different funds on sale in the UK, all with differing characteristics and objectives. The IMA's sectors are designed to group together funds with similar characteristics and objectives to help investors and their advisers compare the historical performance of broadly similar funds, before looking at funds they may be considering purchasing in greater detail. Each IMA sector (as at 31/10/2010 there were 33 in total, collectively accounting for around 2,500 funds) has a clear definition, which sets out the criteria that must apply for a fund to be included in that sector.

An index is a way of expressing the performance of a specific financial market, such as a stock market, over a given period of time. For example, one of the best-known indices in the UK is the FTSE 100 Index, which shows the total share price performance of the 100 largest companies listed on the London Stock Exchange.

The 3 and 5 year annualised figures represent the cumulative return over three and five years expressed as an average annual return, in percentage terms.

These figures show the performance of the fund to the end of the last quarter year, compared with the performance of its benchmark and IMA sector average.



A fundamental concept in investing is the relationship between risk and return. The greater the amount of return an investor aims to achieve, the greater the potential risk. When we talk about risk in investments, we are talking about the chance that a fund may perform differently than expected. This includes the possibility of the fund falling in value. Further information on how to measure your appetite for risk can be found in the simplified prospectus which is available on the fund literature section on www.bnymellonam.com.

This risk and return image illustrates our view of the risk & return profiles of our funds. As an investor moves up the risk and return profile the potential positive returns increase, but so does the likelihood of potential negative returns. This is demonstrated with the higher the risk & return represented by the widest block.

We have grouped our funds according to their investment focus: growth, income or a combination of the two. A detailed explanation of these categories can be found in the funds simplified prospectus.

The risk and return ratings should be read in conjunction with the typical investor profile. All investors have specific, individual objectives and expectations. These illustrative profiles give our view of the type of investors who would typically choose this combination of fund focus and risk and return potential. It is designed to help you determine if the fund you are considering is potentially appropriate for you.

The ranking of a fund's performance relative to its IMA sector peer group. The funds are ranked in descending order with the best performing fund scoring at number one. The number of funds in the sector can vary over time as funds move in and out of the sector.

These tables show how much of the fund is invested in a stock, industry sector (such as telecoms) and/or country, compared to the index against which the fund is measured.

Newton Global Higher Income Sterling Income

Outlook
Global stock markets have moved up and down through investment and market sentiment about economic recovery, however, at the end of September, they remained broadly flat. The same has been true for the rest of the year. Government bond yields have fallen and global equities have risen to a value reflecting technological improvements.

TOP 10 HOLDINGS (%)

Fund	Index
ICVCFI (FTSE 100)	6.88
Telecoms Services Ltd	6.33
BT Group	5.99
BT Group	5.99
BT Group	5.99
BT Group	5.99
BT Group	5.99
BT Group	5.99
BT Group	5.99
BT Group	5.99

ACTIVITY OUTLINE - TOP 10 OVERWEIGHT (%)

Fund	Index
Telecoms Services Ltd	6.88
Telecoms Services Ltd	6.88
Telecoms Services Ltd	6.88
Telecoms Services Ltd	6.88
Telecoms Services Ltd	6.88
Telecoms Services Ltd	6.88
Telecoms Services Ltd	6.88
Telecoms Services Ltd	6.88
Telecoms Services Ltd	6.88
Telecoms Services Ltd	6.88

TOP 10 HOLDINGS (%) - IMA GLOBAL GROWTH INDEX (%)

Fund	Index
ICVCFI (FTSE 100)	6.88
Telecoms Services Ltd	6.33
BT Group	5.99
BT Group	5.99
BT Group	5.99
BT Group	5.99
BT Group	5.99
BT Group	5.99
BT Group	5.99
BT Group	5.99

Newton Global Higher Income Sterling Income

Outlook
Global stock markets have moved up and down through investment and market sentiment about economic recovery, however, at the end of September, they remained broadly flat. The same has been true for the rest of the year. Government bond yields have fallen and global equities have risen to a value reflecting technological improvements.

TOP 10 HOLDINGS (%)

Fund	Index
ICVCFI (FTSE 100)	6.88
Telecoms Services Ltd	6.33
BT Group	5.99
BT Group	5.99
BT Group	5.99
BT Group	5.99
BT Group	5.99
BT Group	5.99
BT Group	5.99
BT Group	5.99

ACTIVITY OUTLINE - TOP 10 OVERWEIGHT (%)

Fund	Index
Telecoms Services Ltd	6.88
Telecoms Services Ltd	6.88
Telecoms Services Ltd	6.88
Telecoms Services Ltd	6.88
Telecoms Services Ltd	6.88
Telecoms Services Ltd	6.88
Telecoms Services Ltd	6.88
Telecoms Services Ltd	6.88
Telecoms Services Ltd	6.88
Telecoms Services Ltd	6.88

TOP 10 HOLDINGS (%) - IMA GLOBAL GROWTH INDEX (%)

Fund	Index
ICVCFI (FTSE 100)	6.88
Telecoms Services Ltd	6.33
BT Group	5.99
BT Group	5.99
BT Group	5.99
BT Group	5.99
BT Group	5.99
BT Group	5.99
BT Group	5.99
BT Group	5.99

This section contains some key information about the fund.

Some stocks and certain mutual funds subdivide their shares into classes or groups, such as sterling income or institutional, to designate their special characteristics.

This section contains explanations of investment terms used within the factsheet.

This is a financial promotion and is not intended as investment advice. The information provided within is for use by retail clients.

All information prepared within has been prepared by BNY Mellon Asset Management International Limited. BNY Mellon Asset Management International Limited and its affiliates are not responsible for any subsequent investment advice given based on the information supplied. This document may not be used for the purpose of an offer or solicitation in any jurisdiction or in any circumstances in which such offer or solicitation is unlawful or not authorised. Past performance is not a guide to future performance. The value of investments and the income from them is not guaranteed and can fall as well as rise due to stock market and currency movements. When you sell your investment you may get back less than you originally invested. All yield figures are calculated on the basis of dividing the last 12 months dividends by the current price and are shown on a net basis. Historic yields are not indicative of future yields. This document should not be published in hard copy, electronic form, via the web or in any other medium accessible to the public, unless authorised by BNYMAMI to do so. The Prospectus and / or Simplified Prospectus should be read before an investment is made. This document can be obtained from www.bnymellonam.co.uk or by calling 0800 614 330. To help us continually improve our service and in the interest of security, we may monitor and/or record your telephone calls with us. Tax treatment will depend on the individual circumstances of clients and may be subject to change in the future. The Fund is a sub-fund of BNY Mellon Investment Funds, an investment company with variable capital (ICVC) incorporated in England and Wales under registered number IC27 and authorised by the Financial Services Authority. BNY Mellon Fund Managers Limited (BNY MFM) is the Authorised Corporate Director. BNY Mellon Fund Managers Limited, 160 Queen Victoria Street, London EC4V 4LA. Registered in England No. 1998251. Authorised and regulated by the Financial Services Authority. The investment adviser of the Newton sub-funds is Newton Investment Management Limited (Newton). ICVC investments should not be regarded as short-term and should normally be held for at least five years. This document is issued in the UK by BNY Mellon Asset Management International Limited. BNY Mellon Asset Management International Limited, BNY Mellon Centre, 160 Queen Victoria Street, London EC4V 4LA. Registered in England No. 1118580. Authorised and regulated by the Financial Services Authority. BNY Mellon Asset Management International Limited, BNY MFM and Newton are all ultimately owned by The Bank of New York Mellon Corporation. BNY MFM and Newton are members of the IMA. CP8211-11-04-2012(3M)